

International Series Control Transformers

Electromagnetic control components demand inrush currents up to 10 times the transformers nominal rating without sacrificing secondary voltage stability beyond practical limits. The International series transformers fully comply with IEC and NEMA standards and are available with IEC touchproof covers (IP20).

Features

- Epoxy encapsulated for cooler operation
- Interleaved copper windings reduce I²R losses and maximize efficiency.
- 50/60 Hz
- 55°C Rise, 105°C insulation system for harsh, heavy duty applications
- Exceeds IEC, NEMA, ANSI, NMTBA, JIC and automotive standards

Accessories

- IP20
 - Field installed Primary and Secondary IEC Touch Proof Cover Kit
- SBEDIN
 - Field installed IEC Fuse Holder Adaptor Kit

Related Products

- DIN Rail Power Supplies
- 63 Series Power Conditioners
- Surge Suppression Devices provide additional protection and longevity to any electronic equipment.

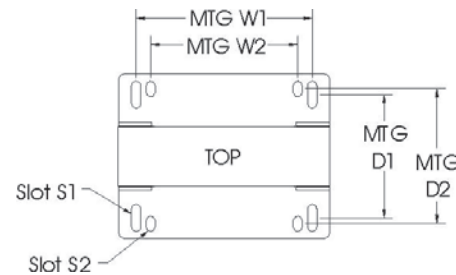
International Certifications

UL	CE
E77014 Vol. 1	IEC 61558-1 61558-2-2

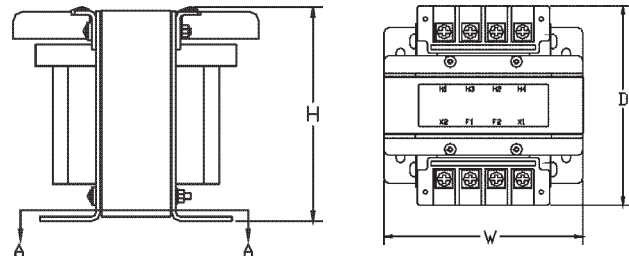


Note: IP20 covers sold separately.

Design Style



Mounting Dimensions



Profile

Top View

Selection Tables: International Series

Group 1 – 208/240/415 Volt Primary, 120/24 Secondary, 50/60 Hz 200/230/400 Volt Primary, 115/23 Secondary, 50/60 Hz



Continuous VA	Instantaneous VA*	Catalog Number	Height (inch)	Width (inch)	Depth (inch)	Mtg Width W1 / W2	Mtg Depth D1 / D2	Slot Size	Approx. Ship Weight (lbs)
50	105	E050TC	2.96	3.39	4.36	2.81/2.50	2.10/NA	.20 x .50 / .20 x .50	4
100	230	E100TC	3.89	4.5	4.48	2.56/2.87	2.87/3.18	.20 x .65 / .20 x .33	8
150	420	E150TC	3.89	4.5	5.21	3.74/3.12	3.29/3.61	.20 x .65 / .20 x .33	11
250	675	E250TC	4.53	5.25	5.53	4.38/3.75	3.54/NA	.31 x .71 / .31 x .71	15
500	1600	E500TC	5.56	6.38	6.93	5.32/4.37	4.25/5.75	.31 x .85 / .31 x .85	30

* At 50% PF (Power Factor), 95% Nominal Secondary Voltage.

Group 2 – 208/240/415 Volt Primary, 24 Volt Secondary, 50/60 Hz 277/480 Volt Primary, 24 Volt Secondary, 60 Hz 200/230/400 Volt Primary, 24 Volt Secondary, 50/60 Hz 220/380 Volt Primary, 23 Volt Secondary, 50/60 Hz



Continuous VA	Instantaneous VA*	Catalog Number	Height (inch)	Width (inch)	Depth (inch)	Mtg Width W1 / W2	Mtg Depth D1 / D2	Slot Size	Approx. Ship Weight (lbs)
50	105	E050TE	2.96	3.39	4.36	2.81 / 2.50	2.10 / NA	.20 x .50 / .20 x .50	4
100	230	E100TE	3.89	4.5	4.48	2.56 / 2.87	2.87 / 3.18	.20 x .65 / .20 x .33	8
150	420	E150TE	3.89	4.5	5.21	3.74 / 3.12	3.29 / 3.61	.20 x .65 / .20 x .33	11
250	675	E250TE	4.53	5.25	5.53	4.38 / 3.75	3.54 / NA	.31 x .71 / .31 x .71	15
500	1600	E500TE	5.56	6.38	6.93	5.32 / 4.37	4.25 / 5.75	.31 x .85 / .31 x .85	30

* At 50% PF (Power Factor), 95% Nominal Secondary Voltage.

Note:

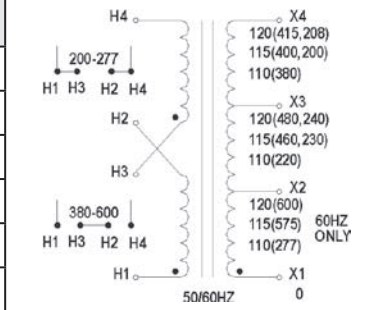
Fuse holders are not available for these voltage configurations.

Selection Tables: International Series

Group 3 – 208/240/415/480/600* Volt Primary, 120 Volt Secondary, 50/60 Hz
200/230/400/460/575* Volt Primary, 115 Volt Secondary, 50/60 Hz
220/277*/380 Volt Primary, 110 Volt Secondary, 50/60 Hz



Continuous VA	Instantaneous VA**	Catalog Number	Height (inch)	Width (inch)	Depth (inch)	Mtg Width W1 / W2	Mtg Depth D1 / D2	Slot Size	Approx. Ship Weight (lbs)
50	93	E050TF	2.96	3.39	4.36	2.81 / 2.50	2.10 / NA	.20 x .50 / .20 x .50	4
100	205	E100TF	3.89	4.5	4.48	3.74 / 3.12	2.56 / 2.87	.20 x .65 / .20 x .33	8
150	390	E150TF	3.89	4.5	5.21	3.74 / 3.12	3.29 / 3.61	.20 x .65 / .20 x .33	11
250	630	E250TF	4.53	5.25	5.53	4.38 / 3.75	3.54 / NA	.31 x .71 / .31 x .71	15
500	1200	E500TF	5.56	6.38	6.93	5.32 / 4.37	4.25 / 5.75	.31 x .85 / .31 x .85	30
750	2290	E750TF	5.56	6.38	7.36	5.32 / 4.37	4.68 / 6.18	.31 x .85 / .31 x .85	34



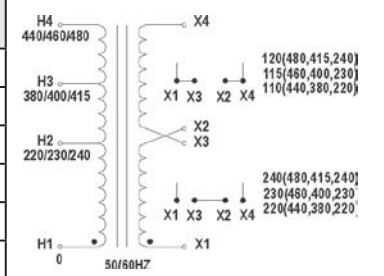
* 60 Hz Only

** At 50% PF (Power Factor), 95% Nominal Secondary Voltage.

Group 4 – 240/415/480 Volt Primary, 120/240 Volt Secondary, 50/60 Hz
230/400/460 Volt Primary, 115/230 Volt Secondary, 50/60 Hz
220/380/440 Volt Primary, 110/220 Volt Secondary, 50/60 Hz



Continuous VA	Instantaneous VA*	Catalog Number	Height (inch)	Width (inch)	Depth (inch)	Mtg Width W1 / W2	Mtg Depth D1 / D2	Slot Size	Approx. Ship Weight (lbs)
50	110	E050TH	2.96	3.39	4.36	2.81 / 2.50	2.10 / NA	.20 x .50 / .20 x .50	4
100	235	E100TH	3.89	4.5	4.48	3.74 / 3.12	2.56 / 2.87	.20 x .65 / .20 x .33	8
150	470	E150TH	3.89	4.5	5.21	3.74 / 3.12	3.29 / 3.61	.20 x .65 / .20 x .33	11
250	730	E250TH	4.53	5.25	5.53	4.38 / 3.75	3.54 / NA	.31 x .71 / .31 x .71	15
500	1670	E500TH	5.56	6.38	6.93	5.32 / 4.37	4.25 / 5.75	.31 x .85 / .31 x .85	30
750	2250	E750TH	5.56	6.38	7.36	5.32 / 4.37	4.68 / 6.18	.31 x .85 / .31 x .85	34



* At 50% PF (Power Factor), 95% Nominal Secondary Voltage.

Note: Fuse holders are not available for these voltage configurations.

International Series - Fuse Recommendations

VA	Maximum Current Rating of Fuse		
	24 VAC	115 VAC	230 VAC
50	2	0.5	0.25
100	4	1	0.5
150	6	1.6	0.8
250	10	2	1
500	20	4	2
750	*	6	4
1000	*	8	4
1500	*	12	6
2000	-	16	8

Primary Fusing: Consult local Electrical Code

Secondary Fusing: per IEC EN61558-2-2

* See 500 VA fuse rating for MC design.